



1 GROUND LEVEL FLOOR PLAN
SCALE: 1/4"=1'-0"

ROOM	CALL OUT	R.O.	TYPE	NOTES
1 KITCHEN	AP 352 V	3'-5 5/8" W X 4'-0 1/2" H	AWNING	
2 BEDROOM 2	TW 210410 - 2	5'-11 7/8" W X 5'-0 7/8" H	DOUBLE HUNG	
3 BATH 2	C 13	2'-0 5/8" W X 3'-0 1/2" H	CASEMENT	
4 MASTER BEDROOM	TW 210410	3'-0 1/8" W X 5'-0 7/8" H	DOUBLE HUNG	
5 MASTER BEDROOM	AN 21	2'-0 5/8" W X 1'-9" H	AWNING	
6 MASTER BEDROOM	AN 21	2'-0 5/8" W X 1'-9" H	AWNING	
7 MASTER BEDROOM	AN 21	2'-0 5/8" W X 1'-9" H	AWNING	
8 MASTER BEDROOM	TW 210410	3'-0 1/8" W X 5'-0 7/8" H	DOUBLE HUNG	
9 MASTER BATH	C 13	2'-0 5/8" W X 3'-0 1/2" H	CASEMENT	
10 MASTER BATH	CW 25	2'-0 5/8" W X 3'-0 1/2" H	CASEMENT	TEMPERED
11 MASTER BATH	CW 25	4'-9" W X 5'-0 3/8" H	CASEMENT	TEMPERED
12 BEDROOM 4	TW 210410 - 2	5'-11 7/8" W X 5'-0 7/8" H	DOUBLE HUNG	
13 BEDROOM 3	TW 210410 - 2	5'-11 7/8" W X 5'-0 7/8" H	DOUBLE HUNG	
14 GREAT ROOM	TW 21072 - 2	5'-11 7/8" W X 7'-4 7/8" H	DOUBLE HUNG	TEMPERED BOTTOM PANEL


- ALL WINDOWS WILL BE ANDERSEN 400 SERIES OR APPROVED EQUAL.
- ALL OPERABLE WINDOWS TO PROVIDED WITH SCREENS
- ALL WINDOW DIMENSIONS ARE APPROXIMATE ROUGH OPENING, VERIFY EXACT DIMENSIONS WITH MANUFACTURER
- DOUBLE GLAZED, LOW E COATED GLAZING.
- ALL GLAZING WITHIN 18" OF FLOOR OR 12" OF DOOR TO BE TEMPERED

WARNING: These construction plans (the "Plans") whether in electronic or paper form, are the sole property of Clearview Construction, L.P. You must obtain the written permission of Clearview Construction, L.P. prior to any use, reproduction or alteration of these Plans. Absent such written permission, the use, reproduction or alteration of these Plans by any means is strictly prohibited. All rights are reserved. Any Plans without a "red" stamp affixed thereon means that such Clearview has not consented to the use of the Plans, and, Accordingly, any use, reproduction or alteration so such Plans may result in civil liability and/or criminal prosecution to the user thereof.

A/C SQUARE FEET
2818 SQUARE FEET
PORCH SQUARE FEET
771 SQUARE FEET (167 F., 604 R.)
SLAB - TOTAL AREA UNDER ROOF
3589 SQUARE FEET



A RESIDENCE FOR



PROJECT NO. :

DATE:
NOVEMBER 15, 2019

REVISIONS:

SHEET TITLE:
FLOOR PLAN

SHEET NO. :

A-1

OF 4 SHEETS.